Material Compliance – A Guideline for the International Material Data System (IMDS)

Guideline for creation of Material Data Sheets (MDS) for Suppliers of VinFast LLC

Table of Contents

1. Introduction 3
2. Definition 3
3. Access to IMDS 4
4. MDS Submission & Timing 5
5. IMDS-MDS Process Description 5
   5.1 MDS Request, Submission and Verification 5
   5.2 Change Management (MDS ID/Version) 5
6. Requirement for Data Submission 8
   6.1. Data Submission 8
      6.1.1. Component 8
      6.1.2. Semi-component 10
      6.1.3. Material 11
      6.1.4. Basic substance 13
   6.2. Entry for Supplier Data 13
   6.3. Entry for Recipient Data 14
   6.4. VinFast Part Number 15
7. VinFast Contact 16
8. Change History 16
9. Links and References 17
I Annex I 17

1. Introduction

VinFast Trading and Production LLC (hereinafter, VinFast) has adopted IMDS as a tool to manage substances of concern and to verify the conformity to various regulatory requirements. IMDS system collects, maintains, analyses and archives all materials data used in the production of cars. By using the IMDS, it is possible to meet various national and international standards, laws and regulations imposed on automotive manufacturers and their suppliers.

VinFast requires its suppliers to submit a Material Data Sheet (MDS) through the International Material Data System (IMDS) to provide complete and accurate information on weight, materials, and substances in order to:

- Comply with all substance-related prohibition, declaration, and reporting obligations established under regulations including GADSL, REACH, BPR, SVHC/SCIP, POPs, PFAS, California Proposition 65, etc.
- Ensure adherence to global chemical and environmental regulations, including the European End-of-Life Vehicle Directive (2000/53/EC) and corresponding requirements in other regions such as India, China, South Korea, and Japan.
- Meet internal Vinfast standards related to Material legality and regulatory compliance.
-

In order to raise quality of IMDS data and strengthen the management of IMDS data, suppliers are obliged to send MDS to the VinFast LLC according to the IMDS recommendations and this Guideline.

All suppliers are requested to study in detail about IMDS system operations from the "Help" tab available in mdsystem.com or from IMDS Training partners: *https://public.mdsystem.com/en/web/imdspublic-pages/imds-partners*.

2. Definition

MDS	Material Data Sheet
IMDS	International Material Data System
Material	Raw, non-functional materials comprises of two or more basic substances, it can be created "internally" by companies or "Published" in IMDS by companies or IMDS Steering Committee. A material must be described in its end state. Only basic substances contained in the final material are to be reported. Every homogeneous material has to be described as a separate material. **e.g:** Steel, Rubber, PE, PP, E-Coating
Semi-Component is	not a "sub-component" in IMDS, similar to a material, this represents a structure that will require further processing before it is assembled and given a final weight. **e.g:** Roll of tape, roll of Velcro, roll of electrical wire, sheet steel

Components	functional part or assembly within an automobile; has a defined weight when manufactured by supplier and as incorporated into the next assembly step by customer; created from one or more materials which define the weight of the part (10g bolt = 10g steel) **e.g.:** Clip, bolt, seat assembly, engine assembly

3. Access to IMDS

In general, the usage of IMDS (www.mdsystem.com) is free of cost for suppliers. If your company already registered under IMDS system, then you can start creating MDS report on IMDS system by using User ID created by Company Administrator. We require each person working in IMDS to have their own User ID.

http://mdsystem.com → click 'Login' → Input User ID and Password → after change password (8~12 digits combining alphabet and number), the service is available.

If your company is not registered, then follow the below instruction to register your company.

http://mdsystem.com → click 'Login' → click 'Register your company' (Figure 1) → Fill all required information including Company Data, Company Administrator, Contact Person (Please ensure the e-mail address field is filled with correct information since this is address to which the confirmation e-mail is sent).

For questions about IMDS System (login, registration, functionality etc.), please contact the IMDS service center for your region as follows:

https://public.mdsystem.com/en/web/imds-public-pages/imds-service-centers

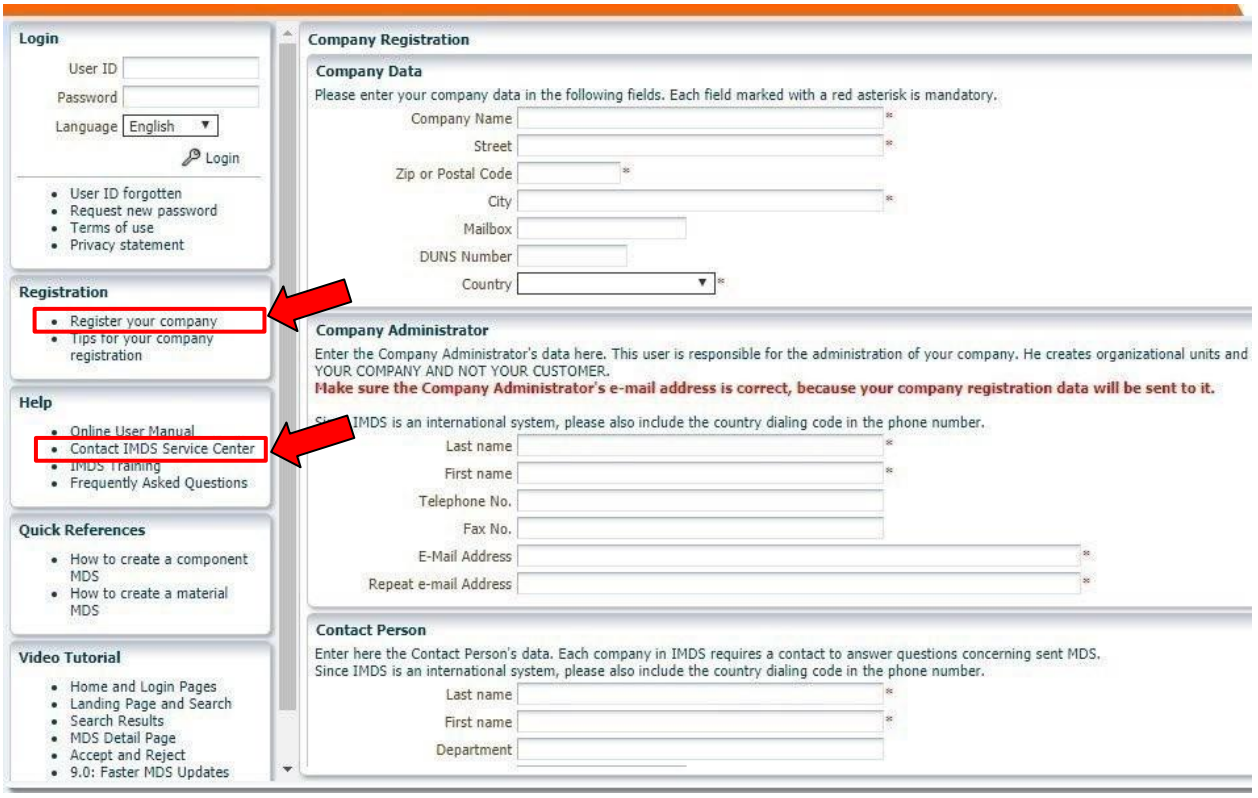

Figure 1: Company Registration on IMDS System

4. MDS Submission & Timing

Suppliers have to communicate submission timing to the responsible VinFast Supplier Quality/Engineering and submit the MDS to the specified Organization Unit ID defined for each project (See a list of IDs in Annex I). If the Organization Unit ID is not clear, VinFast Material Compliance Team has to be contacted.

IMDS data according to latest IMDS recommendation/VinFast guideline has to be provided by the supplier to the correct Organization Unit ID before project milestone PTO for production parts (including carry-over part, new/changed part) and before SOP for after-sale components / assemblies / accessories. (See VFDST00045200 for VinFast project milestone definition).

If the IMDS data cannot be provided in timely way, the VinFast Material Compliance Team (imds@vinfast.vn) has to be contacted and the expected timing has to be communicated. Under certain circumstances, preliminary MDS submissions are allowed.

5. IMDS-MDS Process Description

5.1 MDS Request, Submission and Verification

Upon receipt of MDS submission request, supplier have responsibility to collect all material data from lower level supplier chain. The flow of data through IMDS using companies must reflect the flow of materials and components through the automotive supplychain.

VinFast Material Compliance team will verify your submitted MDS. Suppliers have to confirm evaluation result on the IMDS system. Once your submitted MDS is rejected, you will receive a message with the reason of the rejection/error code. The list of rejection reasons can be found on the IMDS website. All MDS with rejection must be revised and re-submitted to VinFast for acceptance-check again.

5.2 Change Management (MDS ID/Version)

Suppliers are obliged to follow below instructions regarding change management. A new MDS is always required once one of the following cases occur:

- An existing part number changes to another part number
- Replacement of materials
- Change in the composition of a material (e.g. substitution of a basic substance)
- Use of an additional material
- Changes in the GADSL which affect the part or a material contained in the part

Every MDS in the IMDS system has an ID and Version number, see Figure 2. The Version format is xx.yy, where xx indicates how many times the MDS has been released and yy indicates how many times the MDS has been changed since it was last released. Whole Version numbers e.g. 1 indicates that the MDS is released (VinFast has accepted) and cannot be changed. A decimal number e.g. 1.01 indicates that the MDS is not yet released, changes of the MDS are still possible.

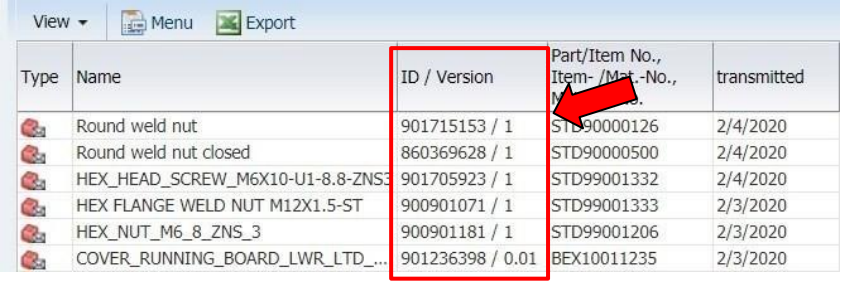

View ▾ Menu Export

Type	Name	ID / Version	Part/Item No., Item- /Mat.-No., M...	transmitted
	Round weld nut	901715153 / 1	STD90000126	2/4/2020
	Round weld nut closed	860369628 / 1	STD90000500	2/4/2020
	HEX_HEAD_SCREW_M6X10-U1-8.8-ZNS3	901705923 / 1	STD99001332	2/4/2020
	HEX FLANGE WELD NUT M12X1.5-ST	900901071 / 1	STD99001333	2/3/2020
	HEX_NUT_M6_8_ZNS_3	900901181 / 1	STD99001206	2/3/2020
	COVER_RUNNING_BOARD_LWR_LTD_...	901236398 / 0.01	BEX10011235	2/3/2020

Figure 2: ID/Version of created MDS

For more details, regarding Version and ID Management, please see Figure 3.

- ✓ A new part number **always** requires a new MDS (new ID)
- ✓ A released/accepted MDS which needs to be updated, requires a new MDS version (same IMDS ID with higher version number). Please don't create a new IMDS ID. Further information on MDS management can be found in following link from DXC Technology: https://public.mdsystem.com/documents/10906/16811/what_you_should_know_about_imds.pdf

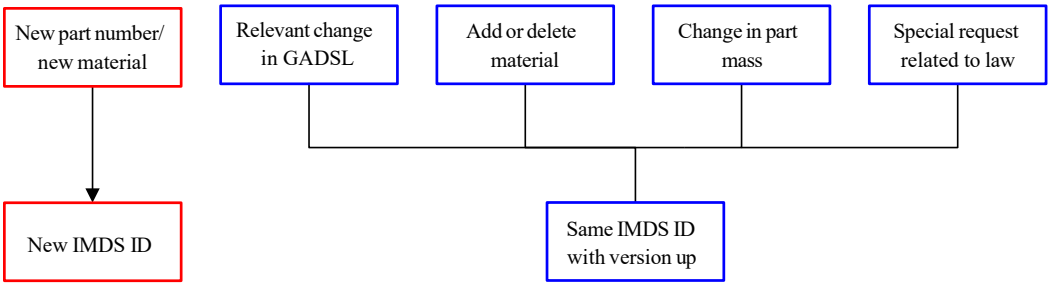

Figure 3: MDS ID and Version Management

❖ **How to copy data of existing MDS Version Update**

Right click on specific MDS → click 'New Version' → Existing MDS is modified with the same ID and version-up

(E.g.: 835413751/1 → 835413751/1.01)

New IMDS ID

Right click on specific MDS → click 'New Datasheet' → a copy of the existing MDS is created with a new ID

(E.g.: 835413751/1 → 902035544 / 0.01)

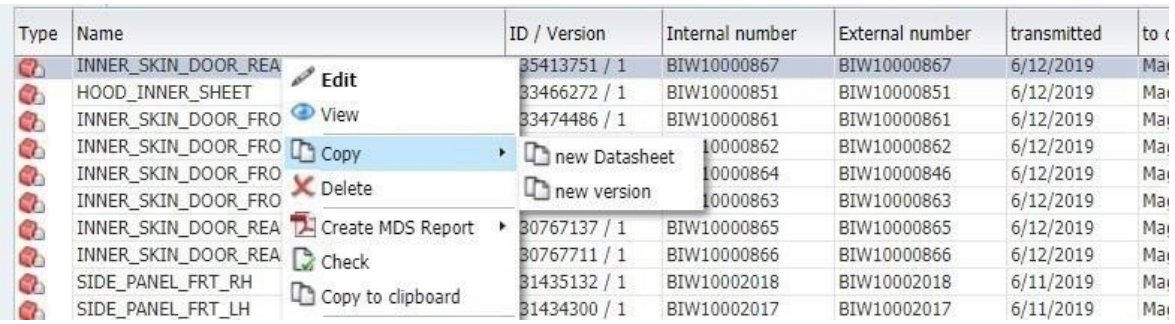

Figure 4: How to copy data of existing MDS

6. Requirement for Data Submission

Please follow IMDS Recommendation 001 and IMDS User manual.

- ✓ IMDS Recommendation 001~023
  http://www.mdsystem.com → [Log in] → [Help] → [Recommendation]
- ✓ IMDS User Manual
  http://www.mdsystem.com → [Log in] → [Help] → [On line user manual]

Regarding Recommendation 019-Modules for E/E-components

VinFast will reject all Material Data Sheets using the modules published under Recommendation IMDS-019 for electronic and electric components used in the production of vehicles. These will be rejected starting from 9st November 2020 in all received datasheets for new and existing parts. Under special circumstances, suppliers will be required to submit a "Supplier Declaration Form for IMDS-Rec019" outlining the declaration and timing for resubmission of IMDS without IMDS Rec 019 modules.

6.1. Data Submission

6.1.1. Component

Component Detail	No	Item	Mandatory/ Optional	Method to input data
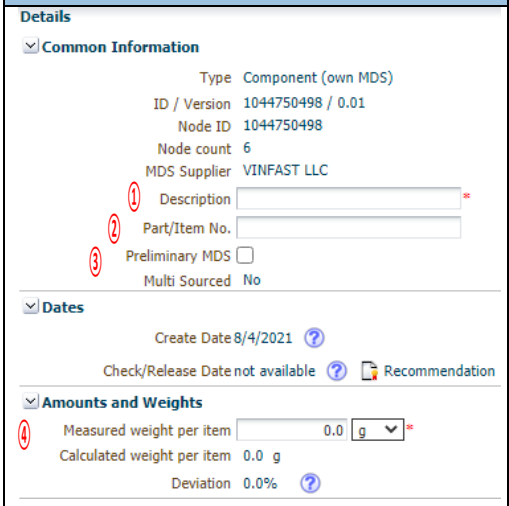	①	Description	Mandatory	VinFast part name in English (Figure 5)
	②	Part/item No.	Mandatory	VinFast part number (Figure 5)
	③	Preliminary MDS	Do not input	Do not check the box. VinFast accepts only final MDS.
	④	Measured weight per item	Mandatory	Enter the measured value, if not available, enter weight value given on the drawing

Component Detail	No	Item	Mandatory /Optional	Method to input data
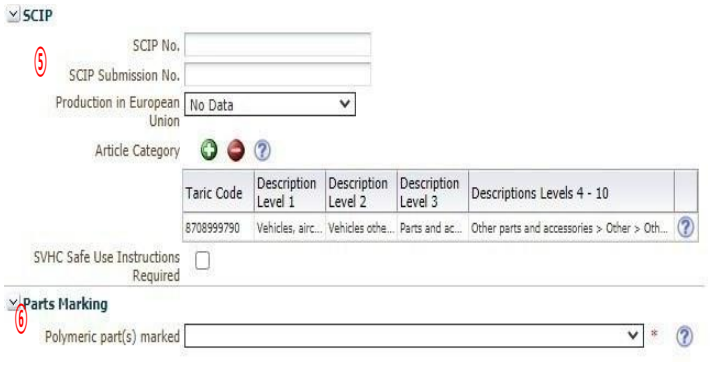	⑤	SCIP	Default	SCIP information will be appeared by default for MDS component data created from 19th May 2021
	⑥	Polymeric part(s) marked	To be decided (see method to input data)	The Parts Marking field only appears and need to be given information if the MDS meets all of following criteria: ✓ The parent node is a component ✓ At least one child node of the component parent node is amaterial with one of the 5* classifications 'Yes' should be selected if the actual physical part hasbeen marked. 'No' should be chosen if there is a parts marking requirement on the design drawing, but the part is not marked. 'Not Applicable' can be select if weight, dimensioning, or Surface does not permit marking.

6.1.2. Semi-component

Semi-component Detail	No	Data Item	Mandatory/ Optional	Method to input data
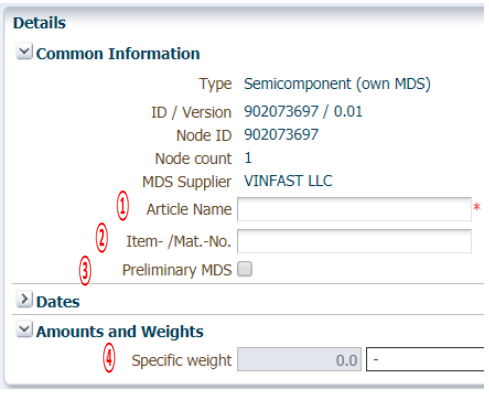	①	Article name	Mandatory	Use the name assigned by supplier
	②	Item-/Mat.No.	Mandatory	Use Item number assigned by supplier
	③	Preliminary MDS	Do not input	Do not check the box. VinFast accepts only final MDS.
	④	Specific weight	Mandatory	Enter the specific weight in kg/m3, kg/m2, etc. Please choose correct unit before entering specific weight

6.1.3. Material

Material Detail	No	Item	Mandatory/ Optional	Method to input data
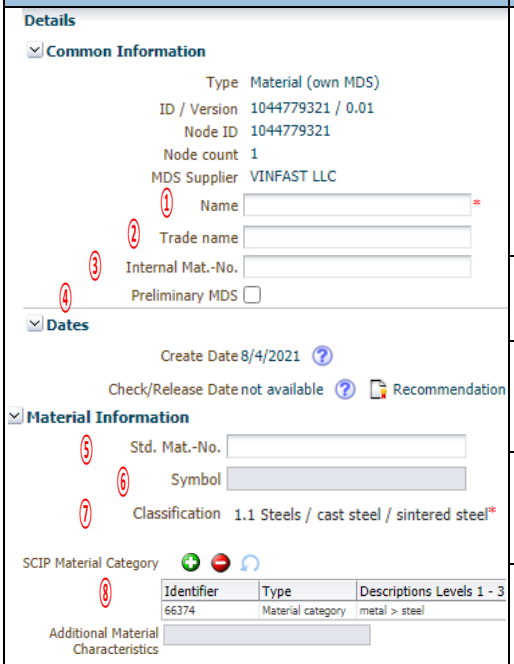	①	Name	Mandatory	If the material is described in a public standard (E.g.: DIN EN 10020, VDA239-100…), then the material name specified in this public standard must be entered in English. Otherwise, input the name assigned by supplier.
	②	Trade name	Optional (Mandatory for plastics)	Trade name of material
	③	Internal Mat.-No.	Optional	Input the material grade, or code, etc. established by your company.
	④	Preliminary MDS	Do not input	Do not check the box. VinFast accepts only final MDS.
	⑤	Std. Mat.-No.	Mandatory	- For metals classification, input the metal number if it is defined by standard EN10027. - Otherwise, input the symbol, grade, or code, etc. assigned in other public norms/ standards. **Note:** Std.Mat.-No. should reflect the standard to which the material is produced (EN, UNS or VDA number)
	⑥	Symbol	Mandatory: Classification of 5.1.a/b~5.3 Optional: Other classification	Input the symbol based on ISO 1043, ISO 1629, ISO 18064 and ISO 11469
	⑦	Classification	Mandatory	Refer to Annex I to the IMDS001 Recommendation (IMDS 001a)
	⑧	SCIP Material Category	Mandatory	- For materials created from 19th May onwards, this entry will be generated automatically by the system - For materials created before 19th May, please start over by copying the available materials to a new datasheets and attach to the component or create new materials again, the SCIP material category will appear by default

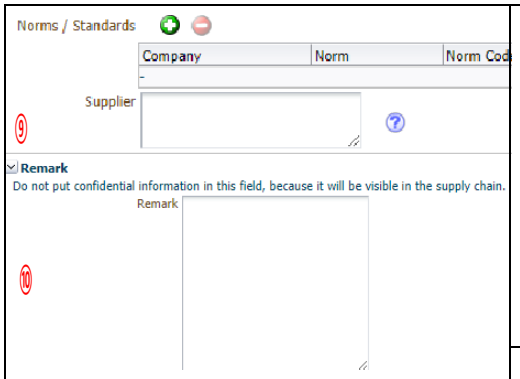	⑨	Norm/ Standards	Mandatory	- This entry is mandatory for materials described in public norms supported by IMDS - Select the Norm/Standard which define name and standard material number (E.g.: EN, DIN, JIS, ASTM, ISO etc.)
		In-house Norm	Optional	- Input the VinFast standard number, which determines the name and internal material number (E.g.: VFDST00021612).
	⑩	Remark	Optional	Please state any remark, which should be reported to VinFast, however, it must be in English.

❖ Additional material field need to input information when attaching material to component or semi-component

Material Detail	No	Data Item	Mandatory/ Optional	Method to input data
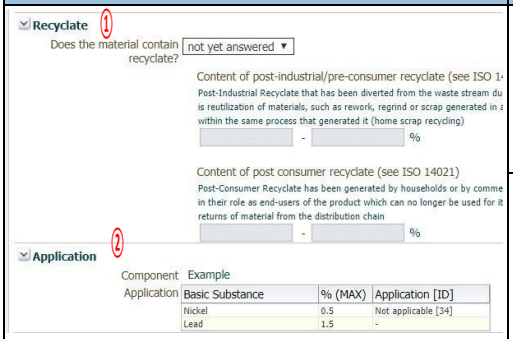	①	Recycle (Refer ISO 14021)	Mandatory	Select “Yes” and choose recycled content in the material if the material classification 5.x weighing more than 5g contains post-industrial/pre-consumer or post-consumer recycled Materials
	②	Application	Mandatory	Verify system suggested application code and choose the correct one. **Note:** - The “Application” field only appears and require you to input information when material contains substances (Pb and all of its compounds, Cr^{+6} and all of its compounds, Hg and all of its compounds, Cd and all of its compounds as well as for Ni and PAHs) and it is attached: ✓ To component MDS ✓ To semi-component when semi-component is attached to component MDS

6.1.4. Basic substance

Basic Substance Detail	No	Item	Mandatory/ Optional	Method to input data
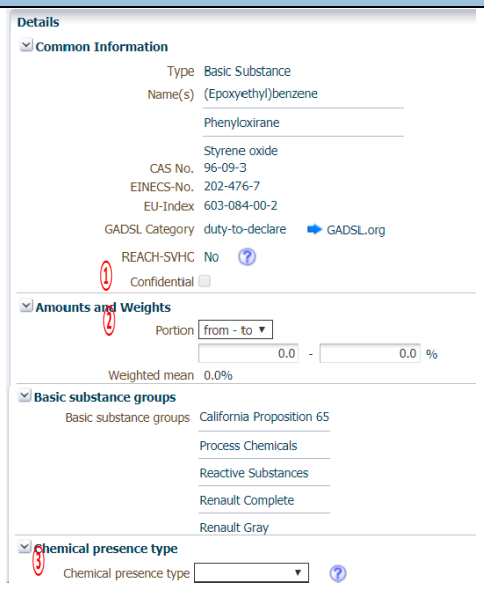	①	Confidential	-	Check the box if you do not want to show the actual substance. It will be display as Confidential substance on the MDS tree. **Note:** Substances may only be marked as confidential if they are not declarable or prohibited according to GADSL, SVHC, and do not require an Application code.
	②	Portion	Mandatory	Select one of the options from “range, fix value, rest (%)” and input values.
	③	Chemical presence type	-	- The ‘Chemical presence type’ field appears if you add basic substance that is typically consumed or reacted during manufacturing process and does not appear in finished product. If you are sure this type of substance is in finished product, please specify Chemical type if it is contained in more than 0.1%.

6.2. Entry for Supplier Data

Supplier Data Detail	No	Item	Mandatory/ Optional	Method to input data
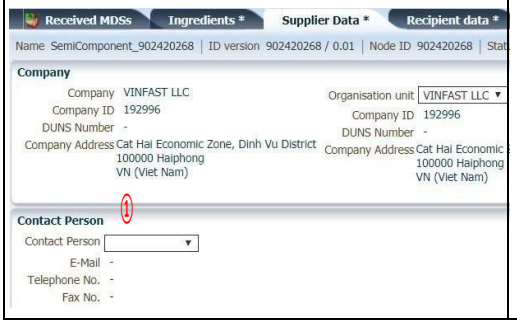	①	Contact person	Mandatory	Select the Contact Person from Drop-down list. E-mail, Telephone No. and Fax No. of contact person will automatically populate the boxes at the bottom of the frame. **Note:** - If the correct Contact Person does not appear in the pull down, contact your company administrator to have them added.

6.3. Entry for Recipient Data

Recipient Data Detail	No	Item	Mandatory/ Optional	Method to input data
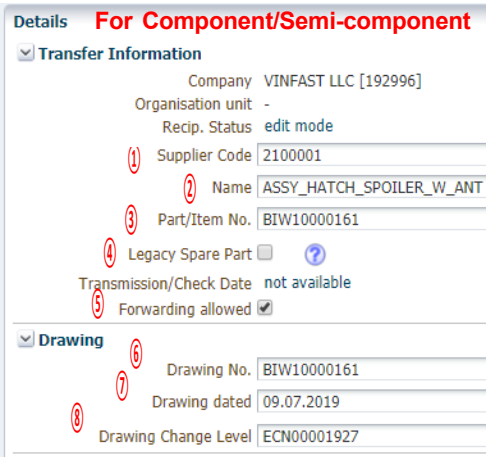	① ⑨	Supplier code	Mandatory	Input VinFast SAP vendor code
	② ⑩	Name	Mandatory	Input VinFast part name or material name in English (Figure 5)
	③ ⑪	Part/Item No. Mat.-No.	Mandatory	Input VinFast part number or material number (Figure 5)
	④	Legacy Spare Part	Optional	Check off the box if the part is used as spare part for legacy Vehicle, which have ceased mass Production.
	⑤ ⑫	Forwarding allowed	Mandatory	"Forwarding allowed" must be checked
	⑥	Drawing No.	Mandatory for Component	Input VinFast part number (Figure 5)
	⑬		Optional for material or semi-component	-
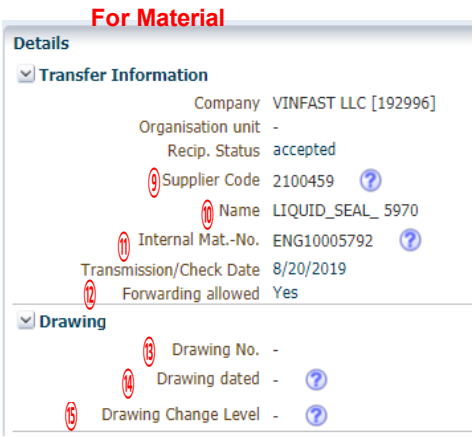	⑦	Drawing dated	Mandatory for Component	Input release date of drawing currently used (Figure 5)
	⑭		Optional for material or semi-component	-
	⑧	Drawing Change Level	Mandatory for Component	Input release date of drawing currently used (Figure 5)
	⑮		Optional for material or semi-component	-

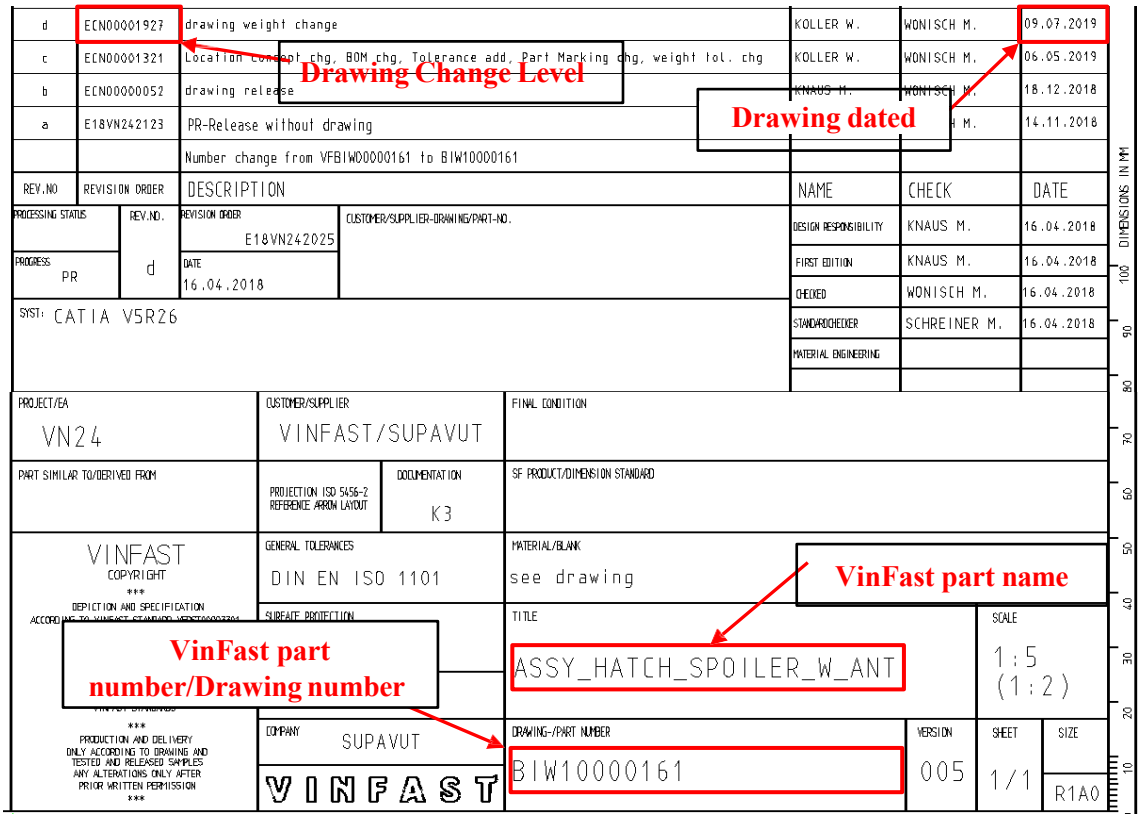

Figure 5: How to find necessary data for IMDS MDS on drawing

6.4. VinFast Part Number

The VinFast part number must be entered in MDS following the format as in Figure 6 described:

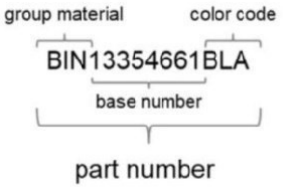

Figure 6: Logic of VinFast part number

For parts without color code, the VinFast Part Number is 11 digits.
For parts with color code, the VinFast Part Number is 14 digits.
In IMDS, there are two choices for colored parts to send to VinFast:

- ✓ Send one MDS with one color with 11 digit VinFast Part Number (without color code). In this case, MDS is representing all colors. Substances should be worst case according GADSL.
- ✓ Send MDS for every color with the 14 digit VinFast Part Number (including color code). In this case, a separate MDS for each color has to be sent.

7. VinFast Contact

For any question regarding IMDS-MDS of relevant project, please contact the VinFast Environmental Compliance - Team:

Materials & Materials Compliance Leader

Name: Mr. Vu Trung Kien
Email: V.DIR.VDD15@VINFAST.VN
Phone: +84 984215022

8. Change History

REV	Revision Content	Author	Date
V1	Create Guideline for IMDS VinFast	Vu Huy Tuan	25-04-2019
V2	Vinfast contact and Organization Units (Annex 1) Updated	Luiz Augusto Cellio Soares	20-12-2024
V3	Introduction, Vinfast contact and Organization Units (Annex 1) Updated	Vu Trung Kien	29-01-2026

9. Links and References

9.1 Internal Vinfast Standards

Standard No	Standard name
VFDST00120300	Material legal and regulatory compliance standard
VFDST00007601	Substances of concern; materials and components; prohibited and declarable substances
VFDST00007602	Process materials and auxiliary materials_Prohibited and declarable substances
VFDST00007604	Substances of concern, Materials and components, limit values for constituents and emissions
VFDST00002900	Recycling of motor vehicles (Recycling of motor vehicles recycling optimized vehicle design)

9. 2 Other reference links

Description	Links
GADSL	https://www.gadsl.org/
ELV Directive and Annexure II	https://public.mdsystem.com/documents/10906/16811/elv_amendment_annex_II_2017.pdf/ae353b86-b3c0-4b77-8b0d-59b5bcfe9166
REACH / SVHC	http://ec.europa.eu/environment/chemicals/reach/reach_en.htm https://echa.europa.eu/candidate-list-table
EU POPs regulation	https://eur-lex.europa.eu/eli/reg/2019/1021/oj/eng
Stockholm Convention	Stockholm Convention - Home page
US EPA (Environmental Protection Agency)	TSCA Section 8(a)(7) Reporting and Recordkeeping Requirements for Perfluoroalkyl and Polyfluoroalkyl Substances | US EPA
Canada (CEPA) PFAS	https://www.canada.ca/en/health-canada/services/chemical-substances/other-chemical-substances-interest/per-polyfluoroalkyl-substances.html
EU PFAS	https://echa.europa.eu/hot-topics/perfluoroalkyl-chemicals-pfas
Online User Manual	https://public.mdsystem.com/mwg-internal/de5fs23hu73ds/progress?id=lt4iR-_A2TSMrRFrSWOKalm_mXRh9vgIszpP8IktRD0Q,&dl
IMDS recommendation	https://www.mdsystem.com → System Login → See "Recommendation" of the "Help" screen
IMDS OEM Customer Specifications	https://public.mdsystem.com/en/web/imds-public-pages/oem-specific-info

Annex I

Please submit MDS into the correct organization Unit as shown in the table below:

Organization Units

No.	Vehicle Program	VinFast IMDS ID	Remark
1	VF3	260817	
2	VFe34	213361	
3	VF5	236504	
4	VF6/7	234970	
5	VF8/VF9	214435	
6	EBUS	213012	
7	S&S/V8	192996	
8	LIMO GREEN	278872	
9	MINIO GREEN	280840	
10	MINIVAN	284024	
11	VF5 NP	291749	
12	VF6 NP	291750	
13	VF7 NP	291751	
14	VF8 NP	291752	
15	VF9 NP	291753	